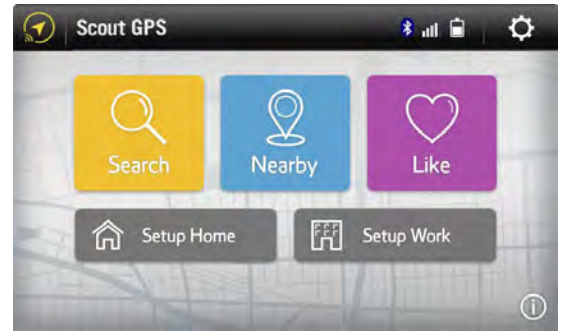


SCOUT® GPS LINK

On-screen turn-by-turn directions via smartphone

INTRODUCING SCOUT® GPS LINK

For 2017 Lexus RX, ES, NX, IS, and RC
with Lexus Display Audio




With the new Scout® GPS Link¹ app, you can get smartphone-driven turn-by-turn directions, voice-activated search and more delivered right to your vehicle's multimedia display. Available exclusively on the above vehicles with Lexus Display Audio, Scout GPS Link provides you with directions, traffic-based commute information and hands-free voice command capabilities. It provides drive-friendly address and points of interest search. You can save your favorite destinations as well. With easy-to-read automatic day and night modes, Scout GPS Link connects your vehicle to your smartphone and to the cloud.

SELECTING THE RIGHT APP

There are two Scout apps—Scout and Scout GPS Link. Only Scout GPS Link provides turn-by-turn directions⁴ when connected with Lexus Display Audio on model year 2017 RX, ES, NX, IS, and RC vehicles.

Please note that Scout GPS Link utilizes your smartphone data plan.³



GETTING STARTED

Download the Scout GPS Link app from the [Apple App Store](#) or [Google Play](#).²

After the app is installed on your phone, connect it via Bluetooth® to your vehicle's multimedia system. Lexus Display Audio will prompt you to install Scout GPS Link on the vehicle's multimedia system.

See the next page for detailed instructions on how to get the Scout GPS Link app and how to set it up on your Lexus Display Audio.

PRODUCT FEATURES



Turn-by-Turn Directions

With Scout GPS Link, you can save your favorite destinations and get voice-prompted turn-by-turn directions.⁴



Voice-Activated Convenience

Search, directions and other important on-road functions are easy access with steering wheel-activated voice recognition.



Quickest Route to Home & Work

Want to get directions for the quickest way to home or work based on current traffic conditions? With Scout GPS Link, all it takes is the push of a button.



Gas Prices Near You

Need gas, fast? Search for the closest gas stations in the Scout GPS Link search screen and, where available, view gas prices before you arrive.



Subscription included through 2023

No subscription for Scout GPS Link will be required until after December 31, 2023.

SCOUT® GPS LINK

On-screen turn-by-turn directions via smartphone

HOW TO SET UP SCOUT® GPS LINK IN YOUR VEHICLE

To access Scout® GPS Link¹ on your Lexus Display Audio, you will need a compatible iPhone®⁵ or Android™ smartphone that is connected via Bluetooth®. The Scout GPS Link app must be running on your smartphone. This app utilizes your smartphone's data plan.³

To use Scout GPS Link on your Lexus Display Audio, the app needs to be loaded on both your smartphone and the Lexus Display Audio system. Please park your vehicle and follow the directions below to set up Scout GPS Link in your vehicle.

1

Connect your smartphone to your vehicle's Lexus Display Audio via Bluetooth®.




If you need help pairing your smartphone via Bluetooth, follow the instructions on [this link](#).

2

Download the Scout GPS Link app from the Apple App Store (iPhone) or Google Play² (Android) to your smartphone.

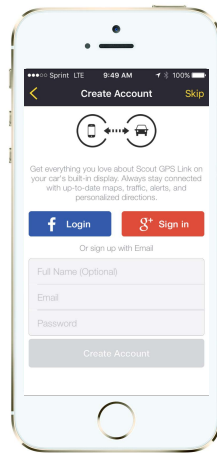


Open the Scout GPS Link app on your smartphone. *Note: Scout GPS Link is available only on 2017 Lexus RX, ES, NX, IS and RC with Lexus Display Audio.*



3

On your smartphone, touch "Let's get started!" to begin.



4

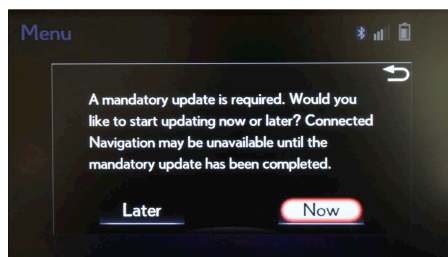
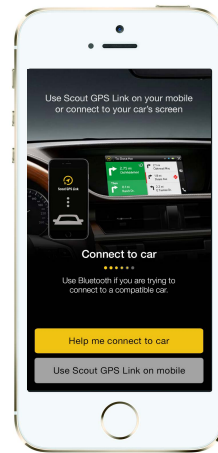
Create a Scout GPS Link account (optional) or touch "Skip" to initialize the app.

(Sign up for a Scout GPS Link account to save history/destinations.)

5

This screen or the map screen will appear on your smartphone when the Scout GPS Link mobile and vehicle apps has been successfully synced.

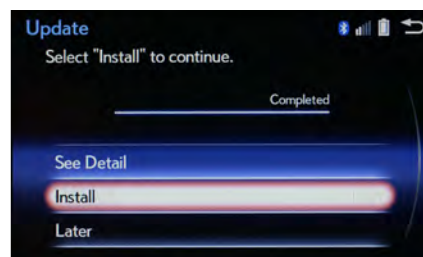
(To use Scout GPS Link on your smartphone or in the vehicle, you must allow the app to access your location.)



6

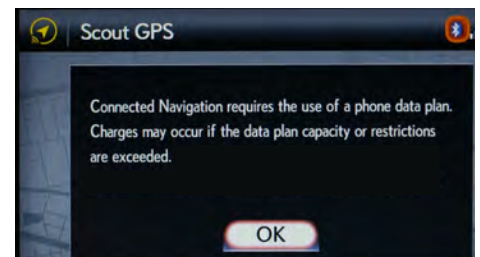
After initializing the app on your smartphone, the vehicle screen display will prompt you to update your Lexus Display Audio. Select "Now" using the Display Audio controller to begin.

(Once the update begins, you can select "Download in Background" to use other Lexus Display Audio functions in the meantime.)



7

After the update finishes downloading, you will need to install it. Select "Install" to complete the installation onto your system.



After the installation is complete, you can access Scout GPS Link by selecting "Connected Navi" in the vehicle main menu, then "OK".

You're ready to start getting turn-by-turn directions⁴ from Scout GPS Link.

1. Scout® and Telenav® are registered trademarks of Telenav, Inc. 2. Google Play is a registered trademark of Google Inc. 3. Be sure to obey traffic regulations and maintain awareness of road and traffic conditions at all times. Apps/services vary by phone/carrier; functionality depends on many factors. Select apps use large amounts of data; you are responsible for charges. Apps and services subject to change. See <http://drivers.lexus.com/lexusdrivers/technology> for details. 4. Availability & accuracy of the information provided by Scout GPS Link is dependent upon many factors. Use common sense when relying on information provided. Services & programming subject to change. Services not available in every city or roadway. 5. iPhone® is a registered trademark of Apple, Inc. All rights reserved.